

EOS StainlessSteel CX Material Data Sheet



EOS StainlessSteel CX Combines Corrosion Resistance with High Strength and Hardness

EOS StainlessSteel CX is a tooling grade steel characterized by having a good corrosion resistance combined with high strength and hardness. Parts built from EOS StainlessSteel CX can be machined, shot-peened and polished in as manufactured or heat treated state.

Main Characteristics:

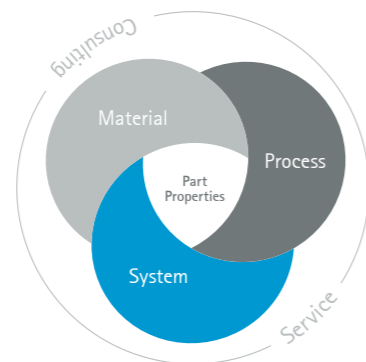
- Stainless steel with excellent corrosion resistance combined with high strength and hardness
- The parts are easily machinable and offer excellent polishability
- The parts offer excellent wear and fatigue resistance

Typical Applications:

- Plastic injection molding tools and tool parts for demanding applications
- Rubber molding tools and tool parts
- Molding tools and tool parts for corrosive plastics
- Other industrial applications where high strength and hardness are required

The EOS Quality Triangle

EOS uses an approach that is unique in the AM industry, taking each of the three central technical elements of the production process into account: the system, the material and the process – together simply described as the Quality Triangle. EOS focuses on delivering reproducible part properties for the customer.



All of the data stated in this material data sheet is produced according to EOS Quality Management System and international standards.

Powder Properties


Powder chemical composition (wt.-%)

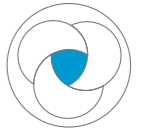
Element	Min.	Max.
Fe	Balance	
Cr	11.00	13.00
Ni	8.40	10.00
Mo	1.10	1.70
Al	1.20	2.00
Mn	-	0.40
Si	-	0.40
C	-	0.05

Powder particle size

Generic particle size distribution	20 – 65 µm
------------------------------------	------------

SEM image of EOS StainlessSteel CX powder.





Process Information

System set-up	EOS M 290
EOS ParameterSet	M 290 CX 030 V1
EOSPAR name	CX_030_HiPerM291_100
Software requirements	EOSPRINT 2.3 or newer EOSYSTEM 2.8 or newer
Powder part no.	9011-0037
Recoater blade	EOS ceramic blade
Nozzle	EOS grid nozzle
Inert gas	Argon
Sieve	63 µm

Additional information

Layer thickness	30 µm
Volume rate	3.2 mm ³ /s
Min. wall thickness	Approx. 0.4 mm
Typical dimensional change after HT (for parts ø 50 mm)	0.1 %

Heat Treatment

EOS StainlessSteel CX can be heat treated to match various needs of different applications. The two step heat treatment can be performed under vacuum or inert gas atmosphere. First step is solution annealing to minimize amount of austenite in the martensitic matrix. The needed hardness and strength is achieved through aging treatment where precipitation hardening takes place.

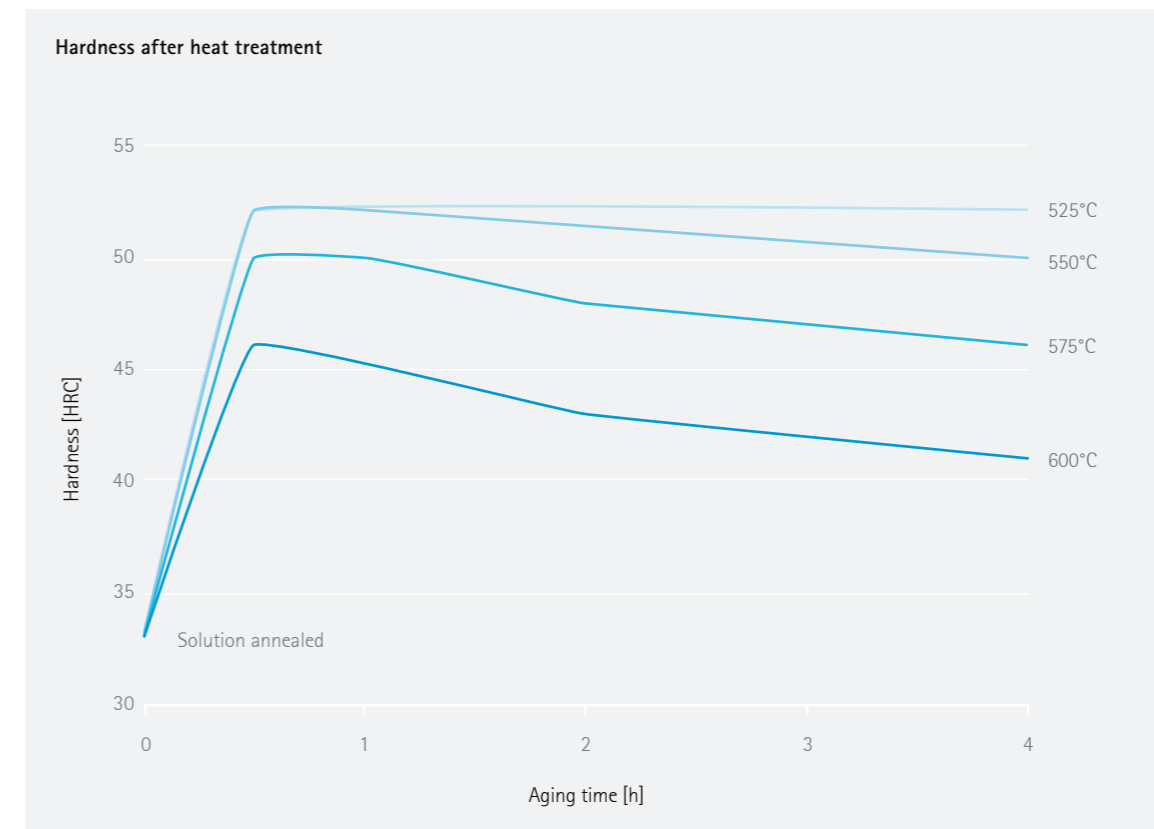
Solution Annealing:

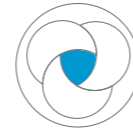
30 minutes at 850 °C (±10 °C) measured from the part followed by rapid air cooling to room temperature (below 32 °C). Cooling rate 20-60 °C/min. Reaching room temperature before starting aging treatment is required to achieve desired microstructure.

Aging:

For peak hardness and strength 2 h at 525 °C (±10 °C) measured from the part followed by air cooling. Mechanical properties presented in this document achieved through this aging procedure.


If lower hardness and improved toughness is required aging temperature can be increased according to figure below.





Chemical and Physical Properties of Parts

Chemical composition of built parts is compliant to EOS StainlessSteel CX powder chemical composition.



Heat treated microstructure. Etching; ASTM E407-94

Defects	Result	Number of samples
Average defect percentage	0.03 %	65
Density, ISO3369	Result	Number of samples
Average density	7.69g/cm ³	65

The areal defect percentage was determined from cross-cuts of the built parts using an optical microscope fitted with a camera and analysis software. The analysis was carried out for sample area of 15 x 15 mm. The defects were detected and analyzed with an image capture/analysis software with an automatic histogram based filtering procedure on monochrome images. The density of the built specimen was measured according to ISO3369.

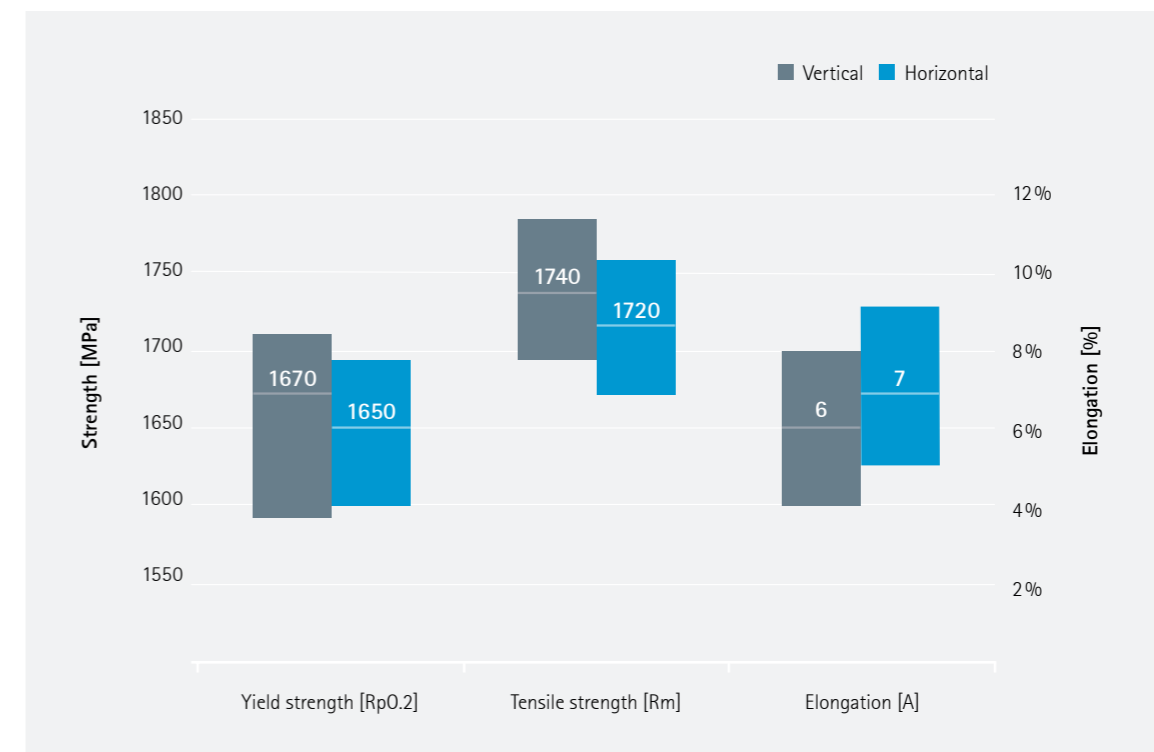
Mechanical Properties in Heat Treated State

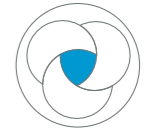
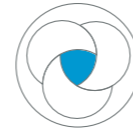
Mechanical properties ISO6892-1

	Yield strength Rp0.2 [MPa]	Tensile strength Rm [MPa]	Elongation at break A [%]	Number of samples
Vertical	1670	1740	6	189
Horizontal	1650	1720	7	162

Hardness in heat treated state ISO6508

Hardness, HRC	50
Number of samples	45





Additional Data

Fatigue Strength

Fatigue strength determines a stress level where specimen fails at a defined number of stress cycles [ISO 12107]. Fatigue strength was estimated statistically according to ISO 12107.

Fatigue strength at 1 x 10⁷ cycles in heat treated state ASTM E466

Fatigue strength, MPa	695
-----------------------	-----

Testing was done according to ASTM E466. Fatigue results typically show large deviations due to the nature of the fatigue process [ISO 12107].

Corrosion Resistance Comparison of Tooling and Precipitation Hardening Steels

EOS Material	Hardness [HRC]	Corrosion resistance
EOS MaragingSteel MS1	55	-
EOS StainlessSteel CX	50	● ● ● ●
EOS StainlessSteel PH1	43	● ● ● ●
EOS StainlessSteel 17-4PH	42	● ● ● ● ●

Corrosion Resistance

Corrosion resistance comparison between EOS tooling and precipitation hardening steels based on potentiodynamic measurement data.

Coefficient of Thermal Expansion ASTM E228

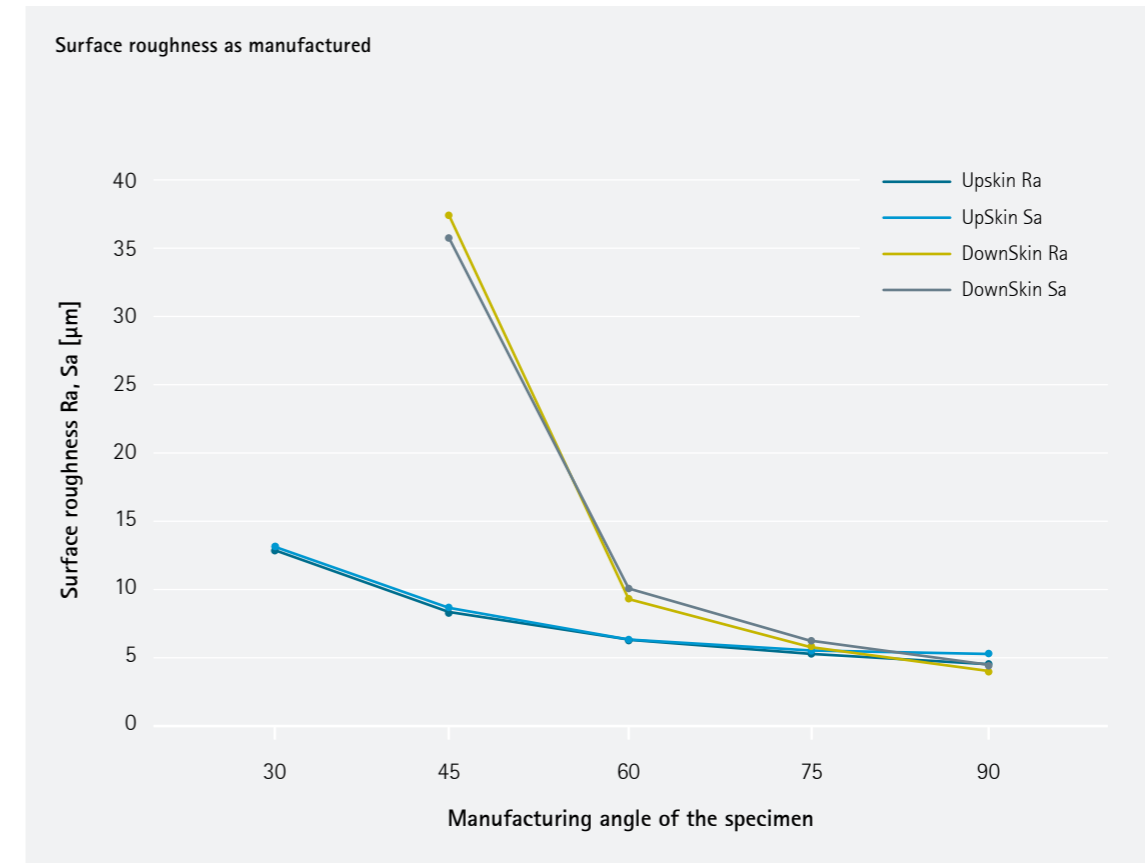
Temperature	25 – 100 °C	25 – 200 °C	25 – 300 °C	25 – 400 °C
CTE	11.1 *10 ⁻⁶ /K	11.6 *10 ⁻⁶ /K	11.9 *10 ⁻⁶ /K	12.0 *10 ⁻⁶ /K

Additional Data

Surface Roughness

Horizontal surface	Ra 7.5 μm, Sa 9.0 μm
--------------------	----------------------

Vertical and angled surfaces according to figure
--



The surface quality was characterized by optical measurement method according to internal procedure. The 90 degree angle corresponds to vertical surface.

Headquarters

EOS GmbH
Electro Optical Systems
Robert-Stirling-Ring 1
D-82152 Krailling/Munich
Germany
Phone +49 89 893 36-0
Fax +49 89 893 36-285

www.eos.info
info@eos.info

Further EOS Offices

EOS France
Phone +33 437 49 76 76

EOS Greater China
Phone +86 21 602307 00

EOS India
Phone +91 44 39 64 80 00

EOS Italy
Phone +39 02 33 40 16 59

EOS Japan
Phone +81 45 670 0250

EOS Korea
Phone +82 2 6330 5800

EOS Nordic & Baltic
Phone +46 31 760 46 40

EOS of North America
Phone +1 877 388 7916

EOS Singapore
Phone +65 6430 0463

EOS UK
Phone +44 1926 675 110

Status 07/2019 (V2.0, CR681, 2019-05)

EOS is certified according to ISO 9001. EOS®, DMLS®, EOSPRINT® and EOSTATE® are registered trademarks of EOS GmbH in some countries. For more information visit www.eos.info/trademarks.

Cover: This image shows a possible application.

The quoted values refer to the use of this material with above specified type of EOS DMLS system, EOSYSTEM and EOSPRINT software version, parameter set and operation in compliance with parameter sheet and operating instructions. Part properties are measured with specified measurement methods using defined test geometries and procedures. Further details of the test procedures used by EOS are available on request. Any deviation from these standard settings may affect the measured properties. The data correspond to EOS knowledge and experience at the time of publication and they are subject to change without notice as part of EOS' continuous development and improvement processes. EOS does not warrant any properties or fitness for a specific purpose, unless explicitly agreed upon. This also applies regarding any rights of protection as well as laws and regulations.

